

In the frame of Mobile Digitizing /MobiDig/ project supported by

Erasmus+ programme of EU



MobiDig LMS (Training Modules)

Getting Started



Please read carefully Data Protection Statement and Disclaimer document before starting the registration and usage of the LMS (Training modules).

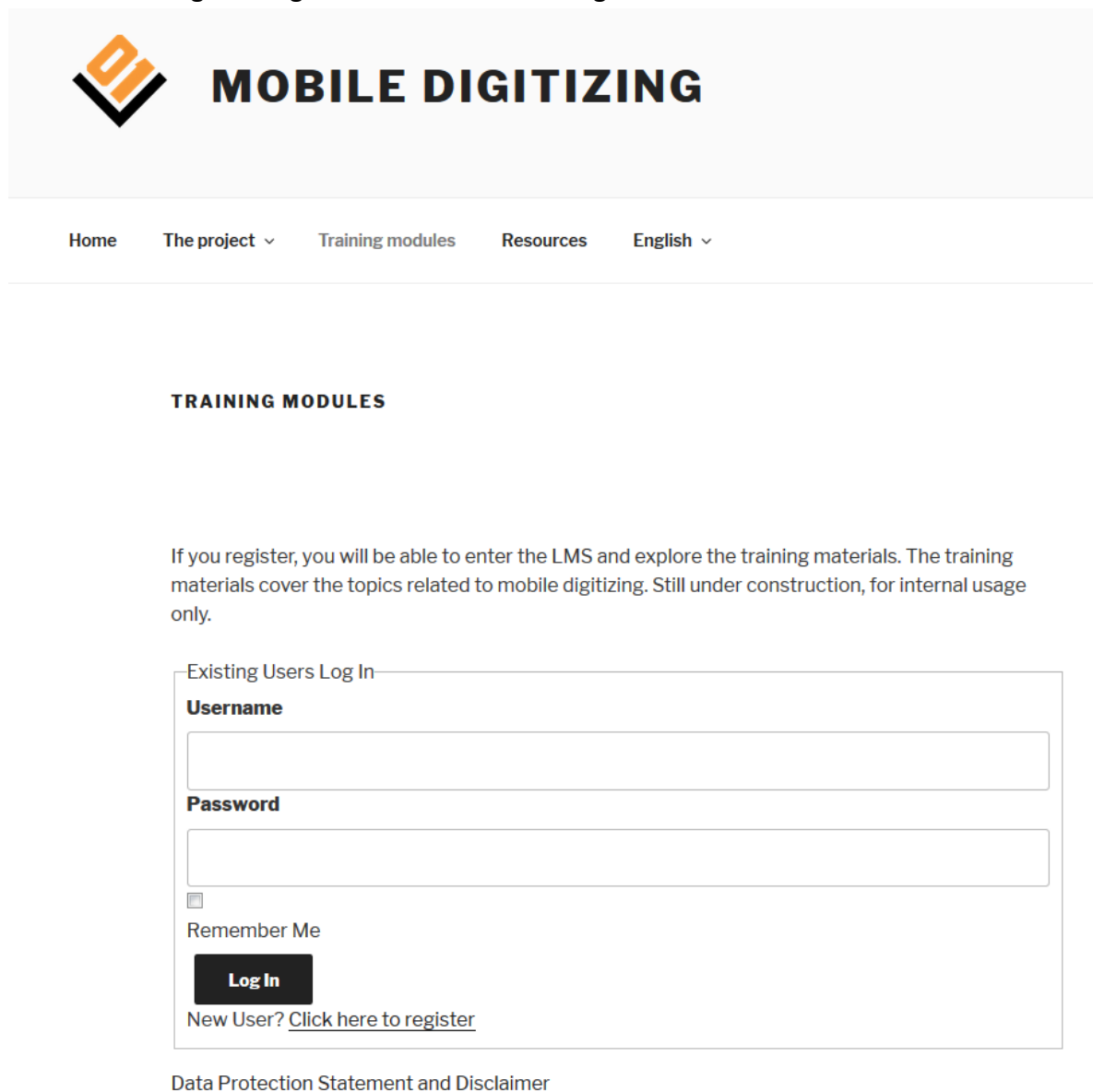
The LMS (Training modules) are still in the process of development, starting from the English version of the modules, some language versions could be uncompleted.


1. Registration (in LMS/Training Modules of mobiledigit.eu)

- One user can register by clicking [Register](#) under the log in form in “Training Modules” menu.
- Fill up the form.

2. Logging in

- You can log in using the form in the “Training Modules” menu.



 **MOBILE DIGITIZING**

[Home](#) [The project](#) ▾ [Training modules](#) [Resources](#) [English](#) ▾

TRAINING MODULES

If you register, you will be able to enter the LMS and explore the training materials. The training materials cover the topics related to mobile digitizing. Still under construction, for internal usage only.

Existing Users Log In

Username

Password

Remember Me

Log In

New User? [Click here to register](#)

[Data Protection Statement and Disclaimer](#)

3. Module structure





There are 7 training modules in the LMS (when log in Training Modules).

- Main steps in digitizing written heritage;
- The selection of books and documents: evaluation, priorities and motivation;
- Hardware analysis, evaluation and recommendation for digitization;
- Digitization software;
- Developing low-cost digitizing installations in small libraries, archives, community centres;
- Approaches in training managers of libraries/archives and library/archive staff how to implement digitization in their organization;
- Digitization and copyright;

Edit

[Home](#) / [Courses](#) /

Search

			
Module 1	Module 2	Module 3	Module 4
By admin	By admin	By admin	By admin
You and 6 students enrolled	You and 4 students enrolled	You and 2 students enrolled	You and 3 students enrolled
Free	Free	Free	Free

Every module consists of:

- “Key words” section
- Chapter aims
- Chapter content
- Main content of the Module (2 or more sections)
- Practical case
- Conclusion
- Glossary
- References
- Self-assessment test- to test the knowledge you have received by reading the module

The screenshot displays a course progress summary and a curriculum list. The summary shows 'Items completed' as 3 of 12 items and 'Course results' as 100% Passed. The curriculum list is titled 'Main steps in digitizing written heritage' and shows 3/12 items completed. The list includes: Keywords, Module aims, Module content, 1. Introduction, 2. Preparatory steps, 3. The actual work flow, Additional issues, Practical case(s) | Exercise(s) | Concrete example(s) (checked), Conclusion (checked), Resources, Glossary, and Test (100% checked).

Item	Progress
Main steps in digitizing written heritage	3/12
Keywords	
Module aims	
Module content	
1. Introduction	
2. Preparatory steps	
3. The actual work flow	
Additional issues	
Practical case(s) Exercise(s) Concrete example(s)	✓
Conclusion	✓
Resources	
Glossary	
Test	100% ✓

You have to click on **“Enroll”** button in the page bottom in order to enroll the module. After that the Module parts will be clickable.

4. Quizzes

At the end of the modules there is a quiz for self-evaluation. (Under construction)

5. Movies

Every module is also supported by short movie, available in the Resources section (and uploaded in YouTube project channel).

6. Teacher accounts

If you are a teacher, you have to contact the administrator (iovedenski@scas.acad.bg, rosen@scas.acad.bg) after registration, so we can approve “teacher” account rights. Administrators could contact you and ask additional info. After you have received those rights you will be able to see the results of every test done by every student in your group.

For any help or questions related to the Training Modules usage, please contact the MobiDig project partners or platform administrators: iovedenski@scas.acad.bg, rosen@scas.acad.bg, +359 88 8709 488